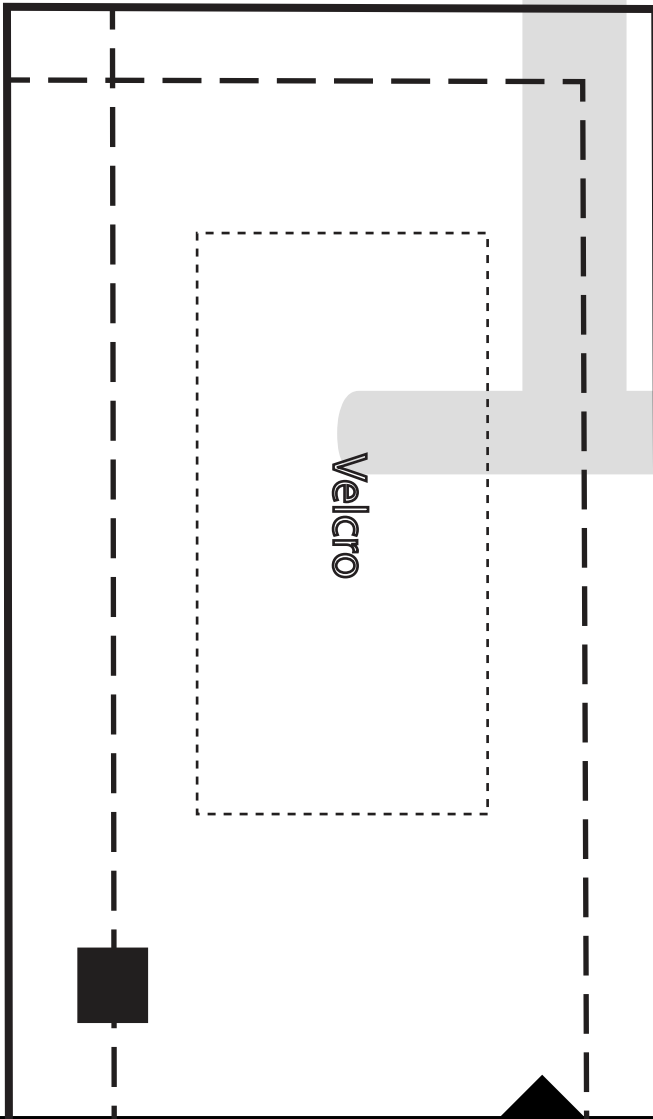


1"  
Test  
Square

Test square should be 1"x1"  
If not, check your printer settings





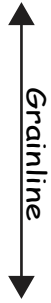
5

XXLarge (A)

*Isabella Dress*

Belt

CUT 1 ON FOLD



Place on Fold



6

XXLarge (A)

*Isabella Dress*

D-Ring Tab

CUT 1

Center Line



1"



Sew this edge

to Piece 4-A

(Do NOT tape pattern 4-B to 4-A)



3/8" Seam Allow

S  
Allo  
unless  
ind

Gather

wance

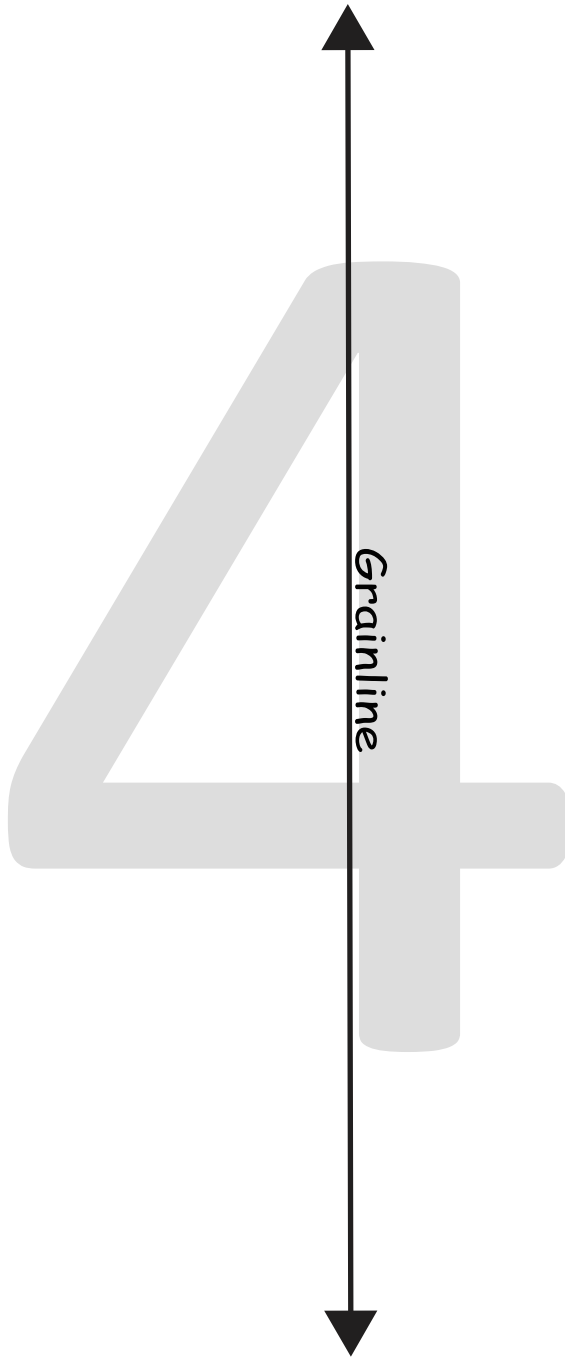
2B

XXLarge (A, B)

*Isabella Dress*

**Ruffle 1**

**CUT 1 ON FOLD**



Place on Fold

1/4"

eam

wance

otherwise

icated

1

**XXLarge (A, B)**

*Isabella Press*

**Bodice & Lining  
CUT 1 ON FOLD**

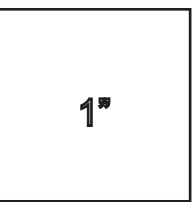


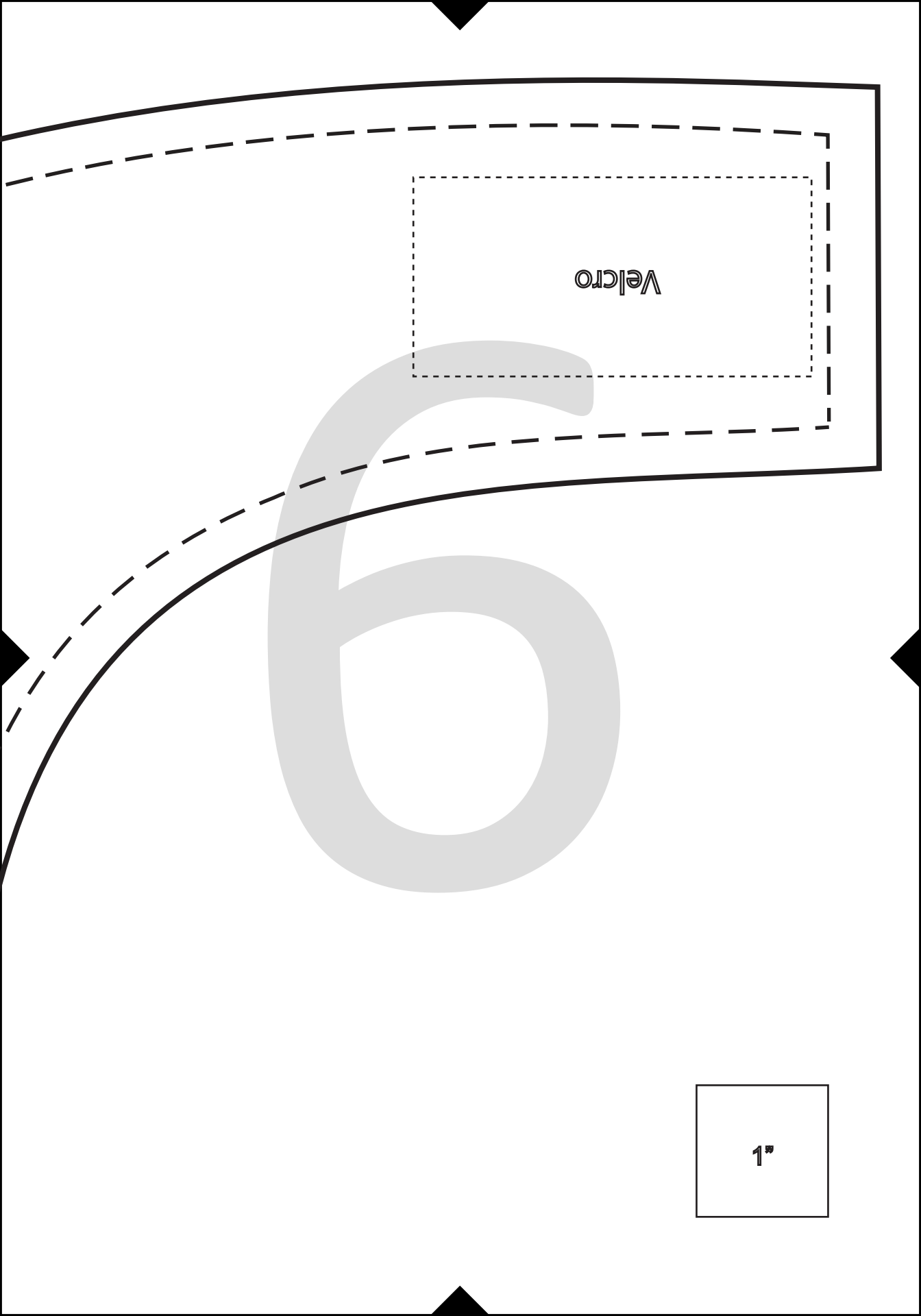
1/4"  
Seam  
Allowance  
unless otherwise  
indicated

Grainline

Place on Fold

3/8" Seam Allowance





Velcro

1<sup>o</sup>

3/8" Seam Allowance



2A

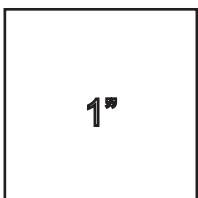
XXLarge (A, B)

*Isabella Dress*

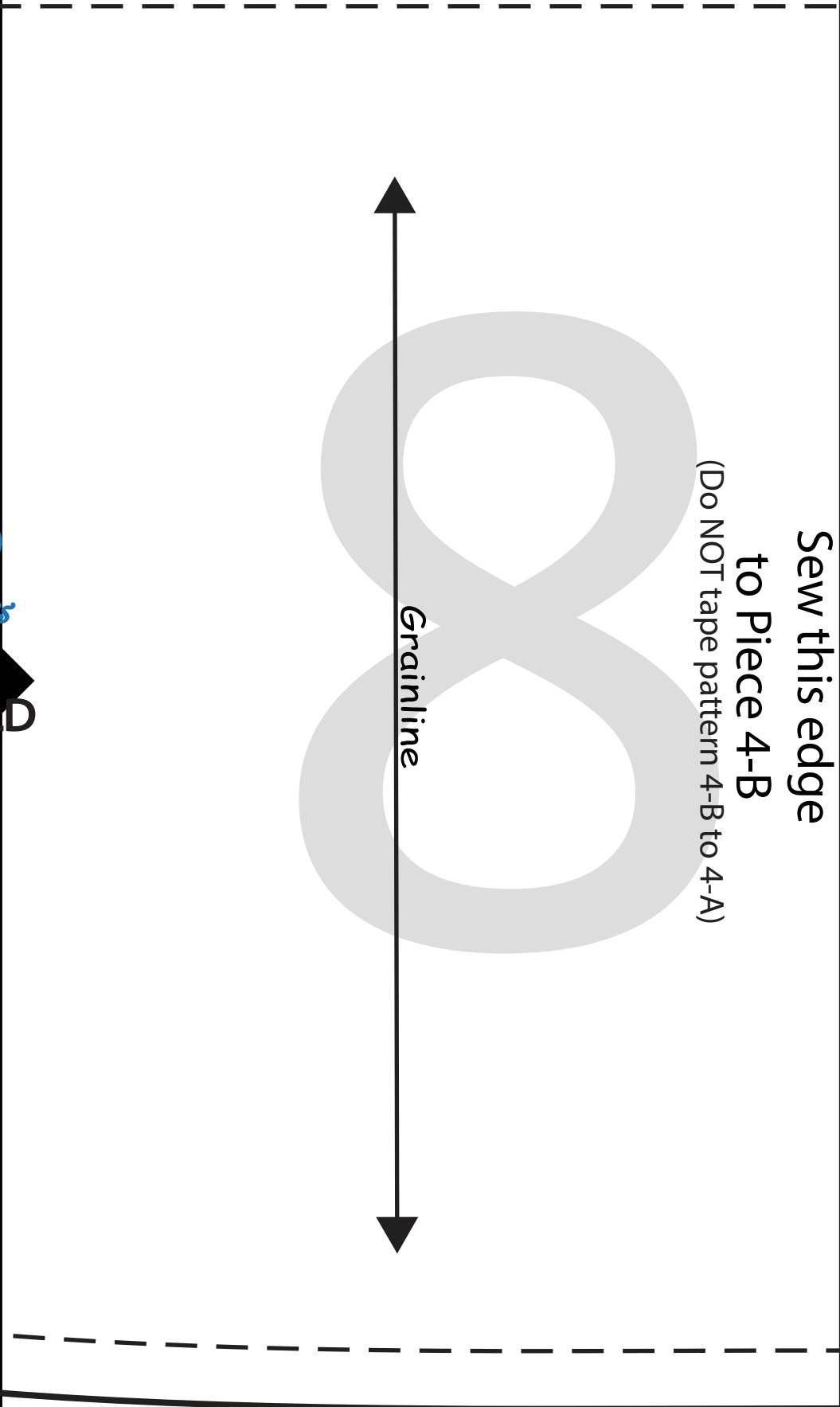
Ruffle 1

CUT 1 ON FOLD

1/4"  
Seam  
Allowance  
unless otherwise  
indicated




Gather



**Sew this edge  
to Piece 4-B  
(Do NOT tape pattern 4-B to 4-A)**

*Grainline*



1"



3/8" Seam Allowance




XXLa


Isab

Ru

CUT 1

All  
unless  
inc







Gather

**3-A**  
**Size (A, B)**  
*Bella Dress*  
**Stuffle 2**  
**ON FOLD**

1/4"  
Seam  
allowance  
otherwise  
indicated



**Sew this edge  
to Piece 3-B  
(Do NOT tape pattern 3-B to 3-A)**



3/8" Seam Allowance



Sew this edge

to Piece 3-A

(Do NOT tape pattern 3-B to 3-A)



3B

XXLarge (A, B)

*Isabella Dress*

**Ruffle 2**

**CUT 1 ON FOLD**

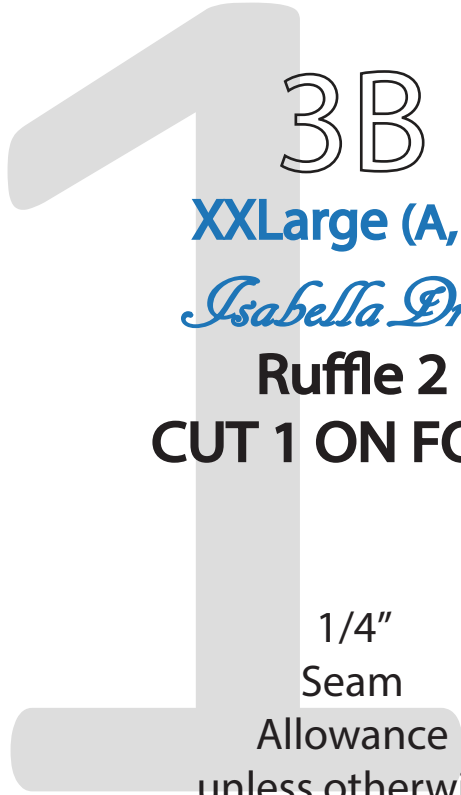
1/4"

Seam


Allowance

unless otherwise


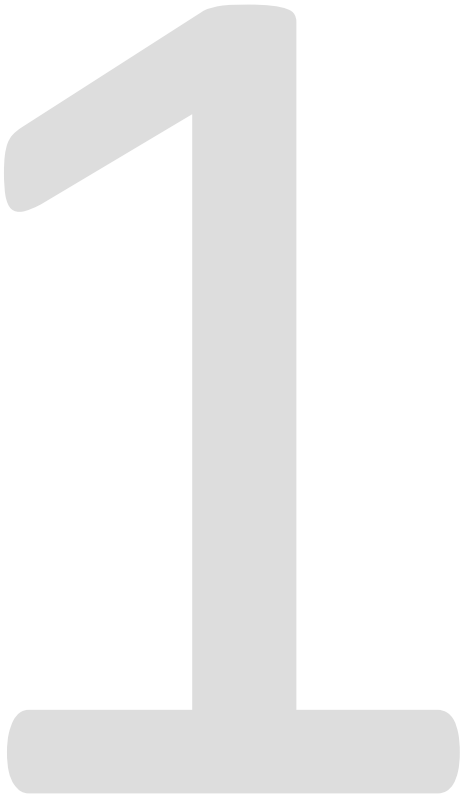
indicated



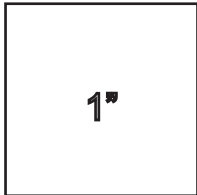
1"



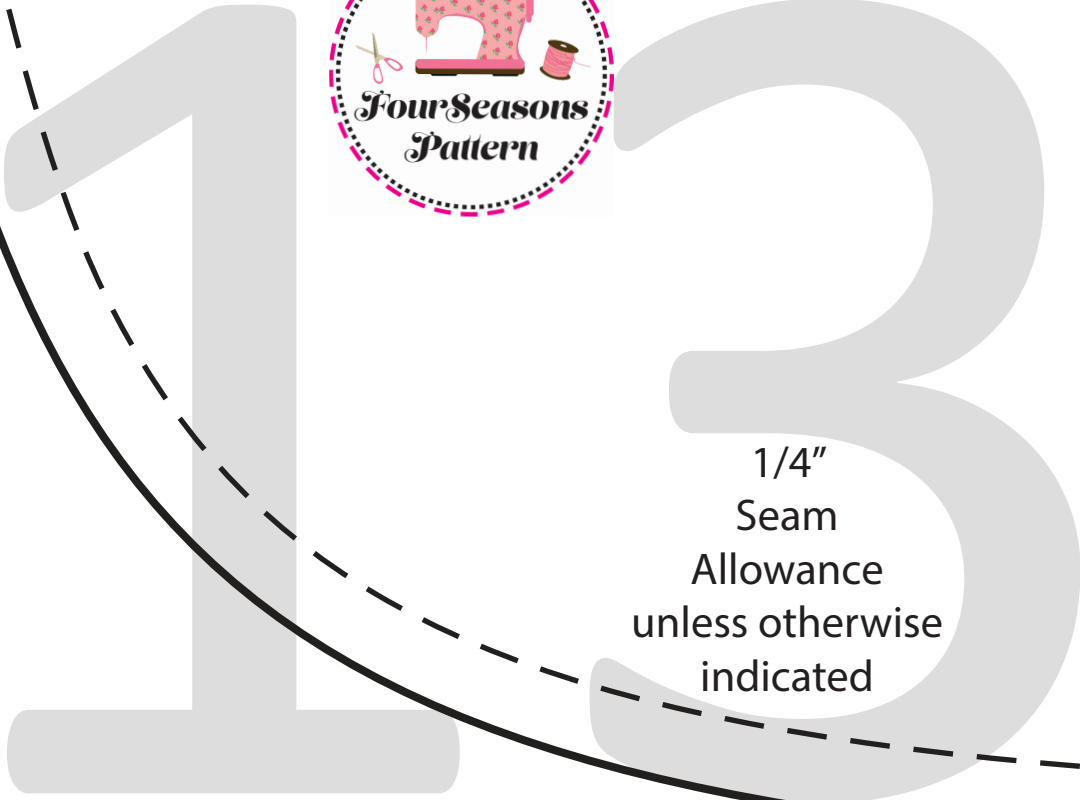
Gather



Place on Fold




3/8" Seam Allowance



1/4"  
Seam  
Allowance  
unless otherwise  
indicated

X  
Is  
CUT



allowance

Gather

4A

XLarge (A)

*Isabella Dress*

Ruffle 3

1 ON FOLD

Grainline

Sew this edge  
to Piece 4-B  
(Do NOT tape pattern 4-B to 4-A)

1"

Sew this edge

to Piece 4-A


(Do NOT tape pattern 4-B to 4-A)



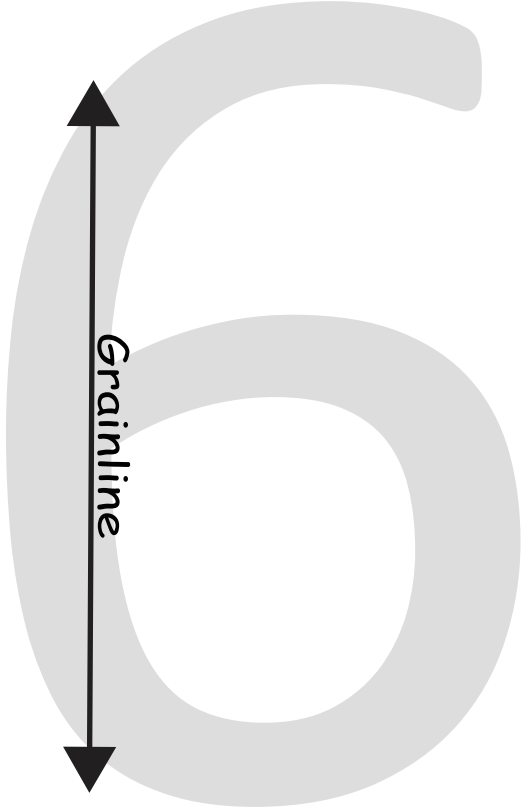
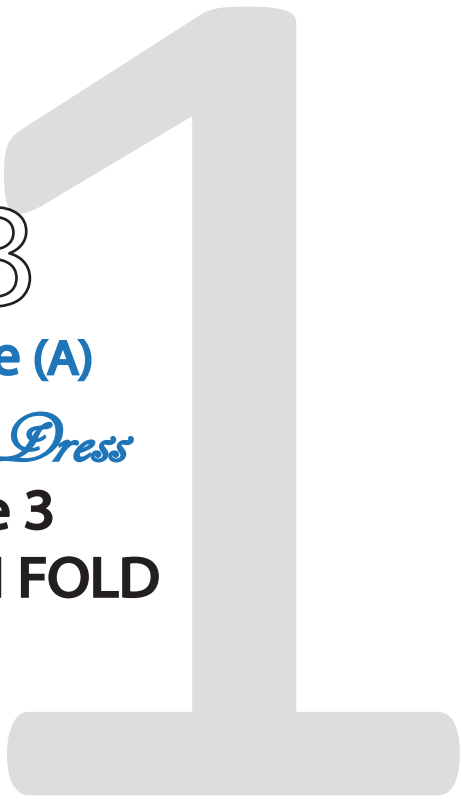
3/8" Seam Allowance

1/4"  
Seam  
Allowance  
unless otherwise  
indicated

X  
D  
CUT



Gather



4B

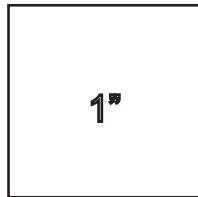
**XLarge (A)**

*Tabella Dress*

**Ruffle 3**


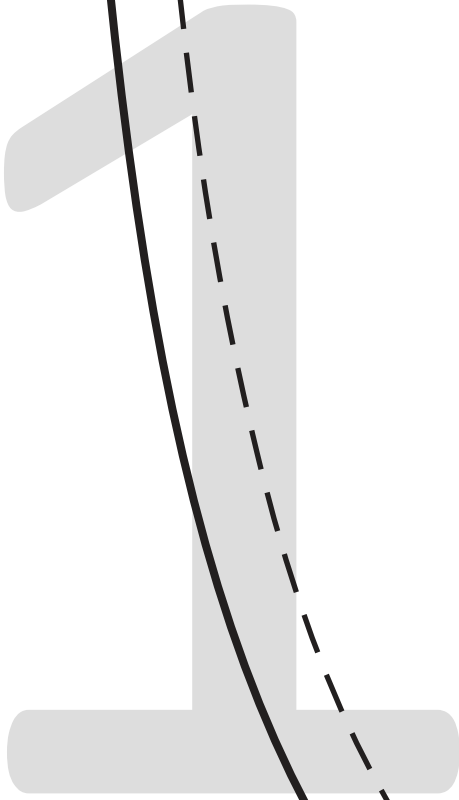
**1 ON FOLD**

Place on Fold





Cut here for Tulle Ruffle



3/8" Seam Allowance



1

8

7

XXLarge (B)

*Isabella D*

Tulle Ruffl

CUT 4 ON FO

1/4"  
Seam  
Allowance  
unless otherwise  
indicated

Gather

19

Grainline

)  
ress  
e  
OLD

20

Place on Fold

