



4 FREE
SCRUNCHIE
Patterns

AppleGreen Cottage

Scrunchie Patterns - 4 Designs



PDF Pattern

By AppleGreen Cottage



This is a **PDF printable pattern** for 4 scrunchie designs. Make a diy bow scrunchie, a mini knot bow scrunchie, a scarf scrunchie, or one with super fun bunny ears. Enjoy!

SUPPLIES:

- 1/4 yard/meter of fabric per scrunchie (some will be left, depending on the design selected)
- a 7" or 5" strip of 3/8" (1 cm) wide elastic (adult/kid size)
- a simple chopstick for turning
- a safety pin
- sewing machine, needle, thread, pins or sewing clips,
- iron, scissors, or rotary cutter plus cutting mat

This PDF file contains the pattern pieces only, for instructions visit the **full tutorial here:**

<https://www.applegreencottage.com/scrunchie-pattern/>

DIFFICULTY ★☆☆

The 1/4" (7mm) **seam allowance is included**. Please read the instructions ([link here](#)) before you start cutting.

I am designing new patterns ALL the time!

Sign up for the free [AppleGreen Cottage mailing list](#) (if you haven't yet) so you don't miss out on any new free patterns!

SIGN ME UP!

PRINTING: Print at 100% (no scaling, NO fit-to-page).



Place On Fold

**SCRUNCHIE
MAIN PIECE
Adult-SIZED**

PDF Pattern by
AppleGreen Cottage

Cut 1 piece ON FOLD

See FULL TUTORIAL at
<https://www.applegreencottage.com/scrunchie-pattern/>



Place On Fold

**SCRUNCHIE
MAIN PIECE
KID-SIZED**


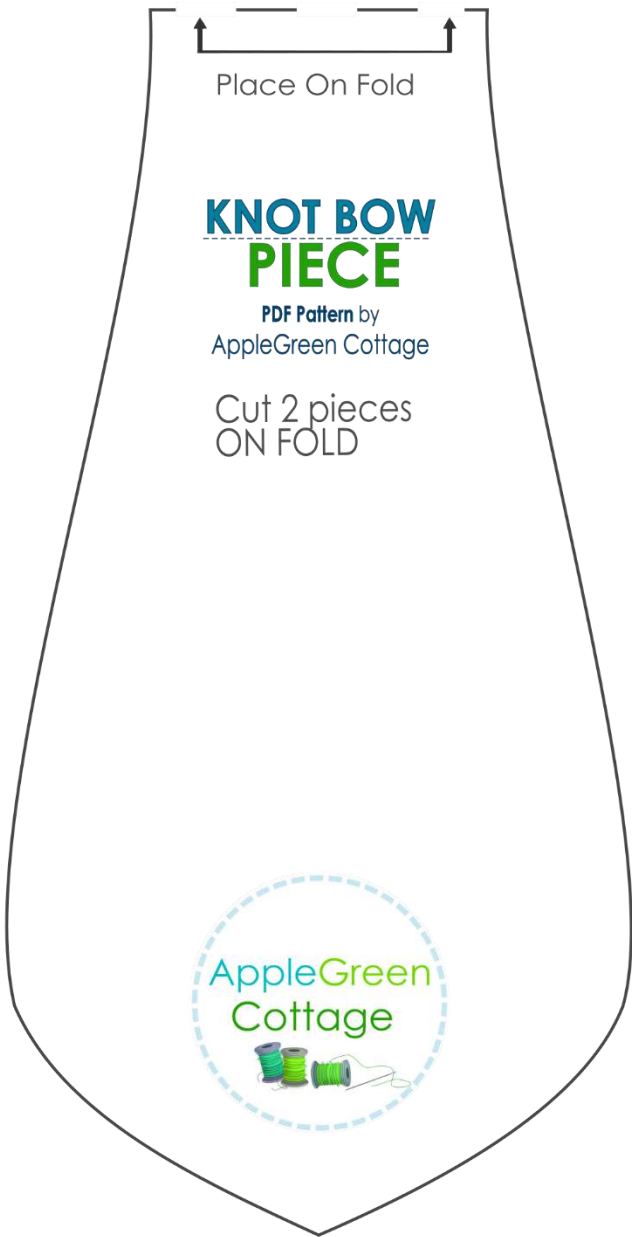
PDF Pattern by
AppleGreen Cottage

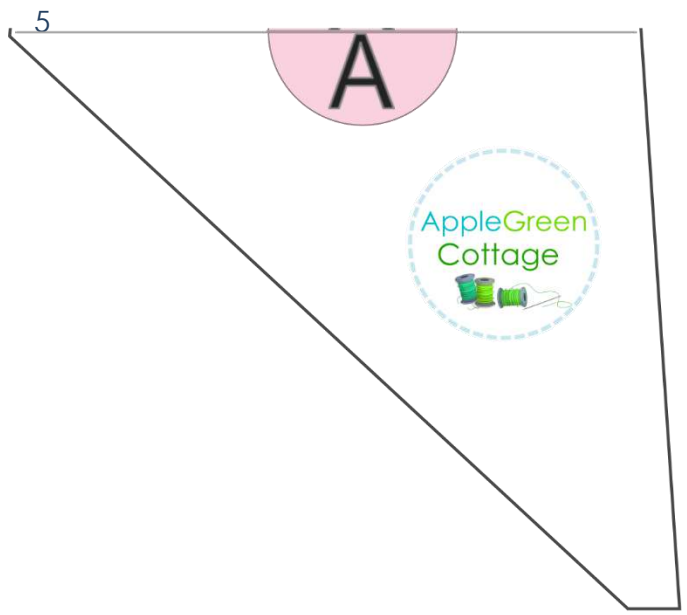
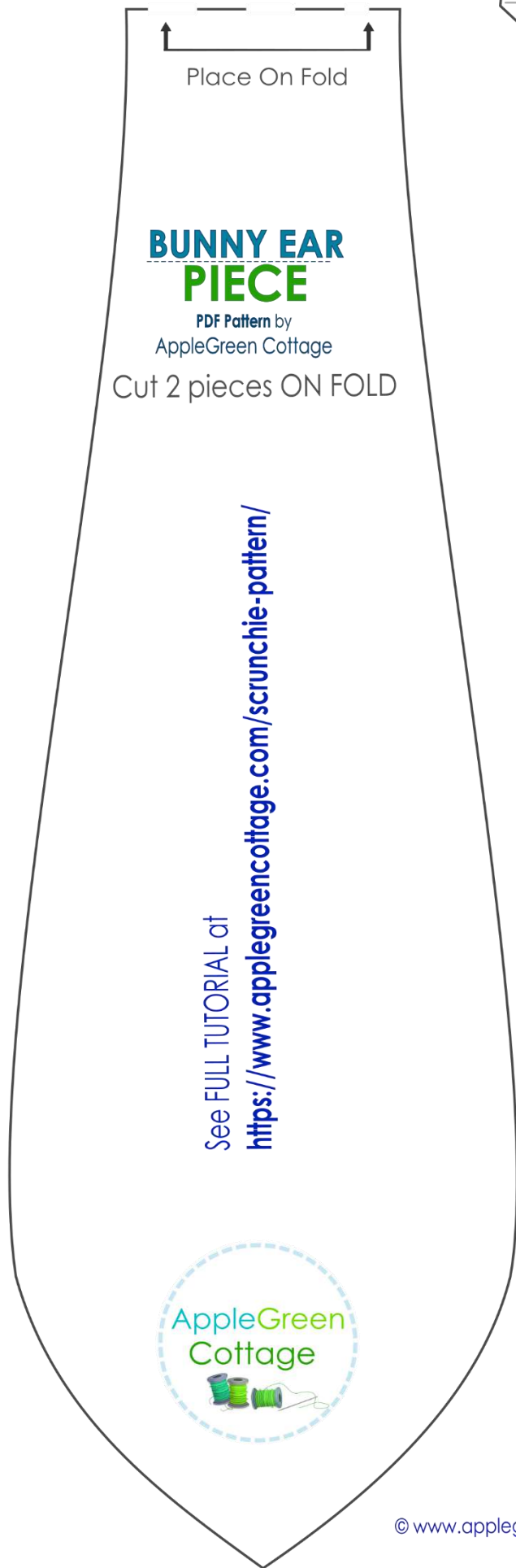
Cut 1 piece ON FOLD



1x1 inch
TEST
SQUARE







Legal

Copyright www.applegreencottage.com. All rights reserved.

PDF PATTERN: All patterns, photos and information in this PDF are copyright protected. You may print copies for your own use. You may not make duplicate copies of PDF or print copies to share or distribute in any way. This pattern is intended for individual user only.

ITEMS YOU MAKE: You are more than welcome to sell items you personally sew from my patterns, on a handmade scale. Mass production not allowed.

I'd love it if you credit www.applegreencottage.com as pattern designer. Thank you!

SHOW WHAT YOU MAKE!

Join our sewing group at <https://www.facebook.com/groups/AppleGreenCottage/> or share your finished projects on Instagram using **#applegreencottage** – I'd love to see and share your photo and send some customers your way! Win-win!

Contact: Need help? Email Damjana at damjana@applegreencottage.com

More Sewing Patterns by [AppleGreen Cottage](#)



APPLEGREEN COTTAGE

Sewing Patterns



For [more PDF Sewing Patterns](#) visit:

